

UW-BULK ASSEMBLY

WIRING & INSTALLATION



Figure 1: UW-BULK sensor bulkhead connector assembly.

Overview

The NexSens UW bulkhead connector assembly allows temperature strings and other sensors with UW connectors to be integrated with 3rd party enclosures. The UW-Bulk includes a 1-meter pigtail for terminal wiring. It requires a 1" diameter enclosure hole for mounting.

What's Included

- (1) Blank plug and retainer
- (1) Nut for secure connection with the steel plate
- (8) 1-meter long flying lead wires
- (1) 2 x 26mm O-ring (Pre-installed)

UW-Bulk Installation on NexSens Pass-through Lid

- 1 Remove one of the blank sensor plugs from the pass-through lid.
 - a. Use a 3/16" allen wrench to remove the nut underneath the plate.
 - b. Keep the blank plug for potential use in the future to provide a water-tight connection.

- 2 Remove the nut on the UW-Bulk and route the UW-BULK wires through the open port on the pass-through lid.
 - a. Ensure to align the flat edges of the UW-BULK threads with the open port.

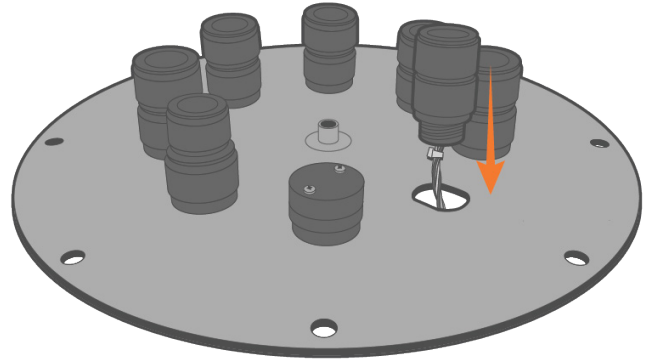


Figure 2: UW-BULK wire routing.

- 3 Underneath the plate, route the wires through the nut and rotate the nut onto the threads.
 - a. Hand tighten the nut and then use a 3/16" allen wrench to add an additional 1/8 turn.
 - b. Apply an adhesive between the nut and the threads for further security.

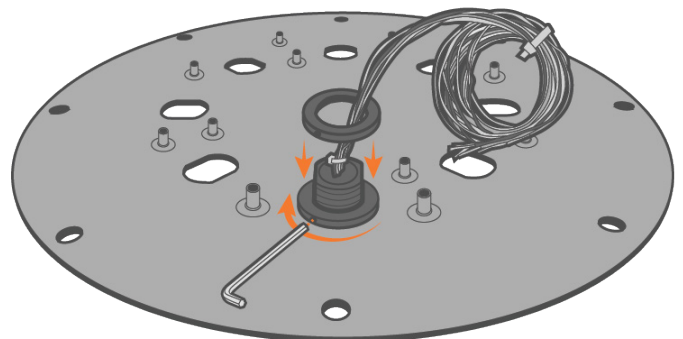


Figure 3: Securing the UW-BULK.

UW-BULK Wiring with a NexSens UW-CON

The NexSens Connectorized Plug (UW-CON) follows a standard signal outline for all sensors (Table 2). If a sensor has a UW-CON, follow the table below for wiring and pin information.

Note that only the communication protocols built into the sensor (i.e., RS-232, SDI-12, or RS485) will be wired in the UW-CON.

Table 2: UW-BULK Wire Colors to UW-CON Sensor Signals.

UW-BULK Receptacle Pin Number	UW-CON Plug Pin Number	UW-BULK Wire Color	Signal*
1	8	Green	RS-485A (-)
2	7	Blue	RS-485B (+)
3	6	Brown	SDI-12
4	5	Red	Sensor Power
5	4	White	N/C
6	3	Yellow	RS-232 Rx
7	2	Black	Ground
8	1	Orange	RS-232 Tx

*When connected to NexSens products (UW-CON).

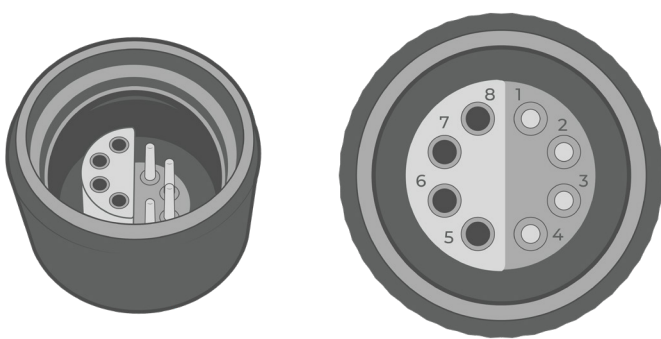


Figure 4: UW-BULK Receptacle pin numbers.

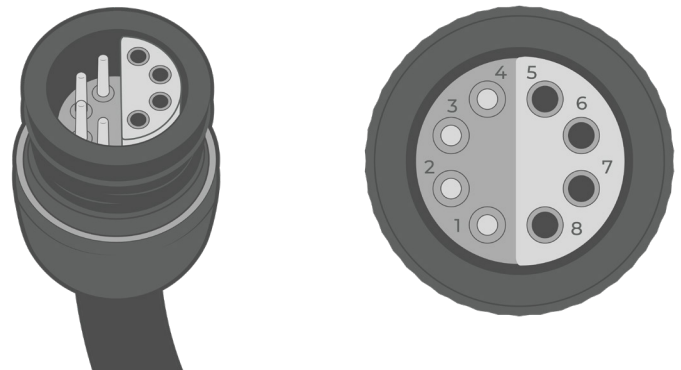


Figure 5: UW-CON Plug pin numbers.